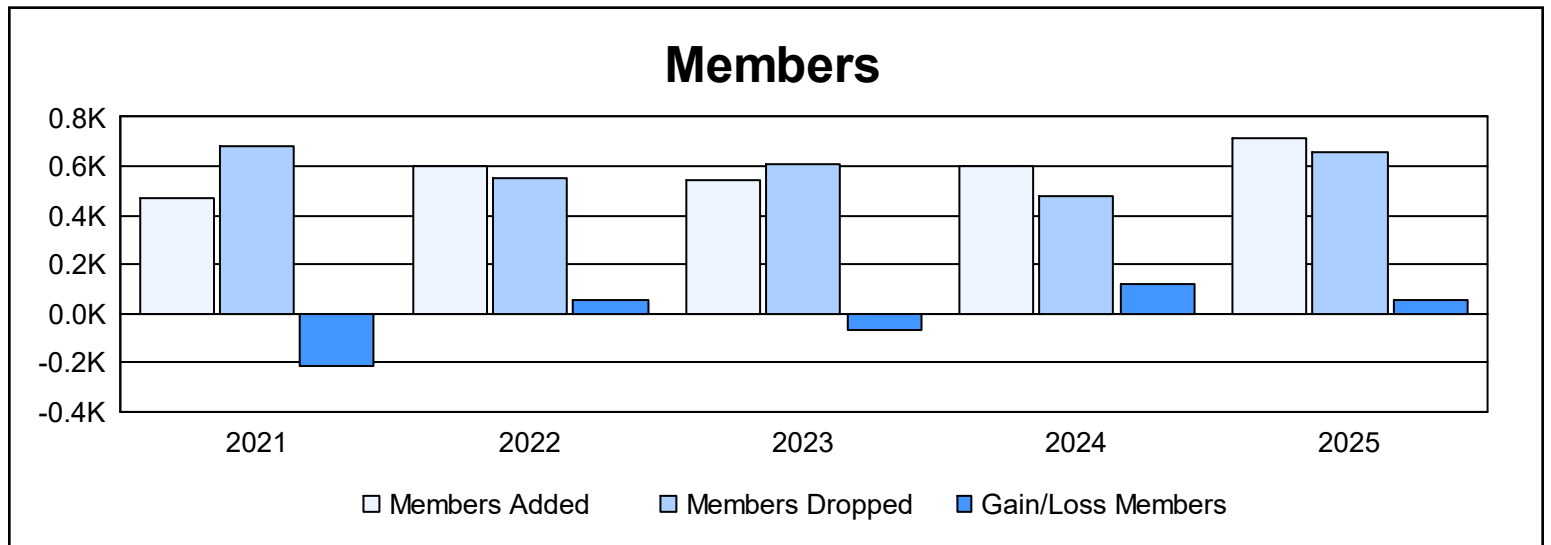
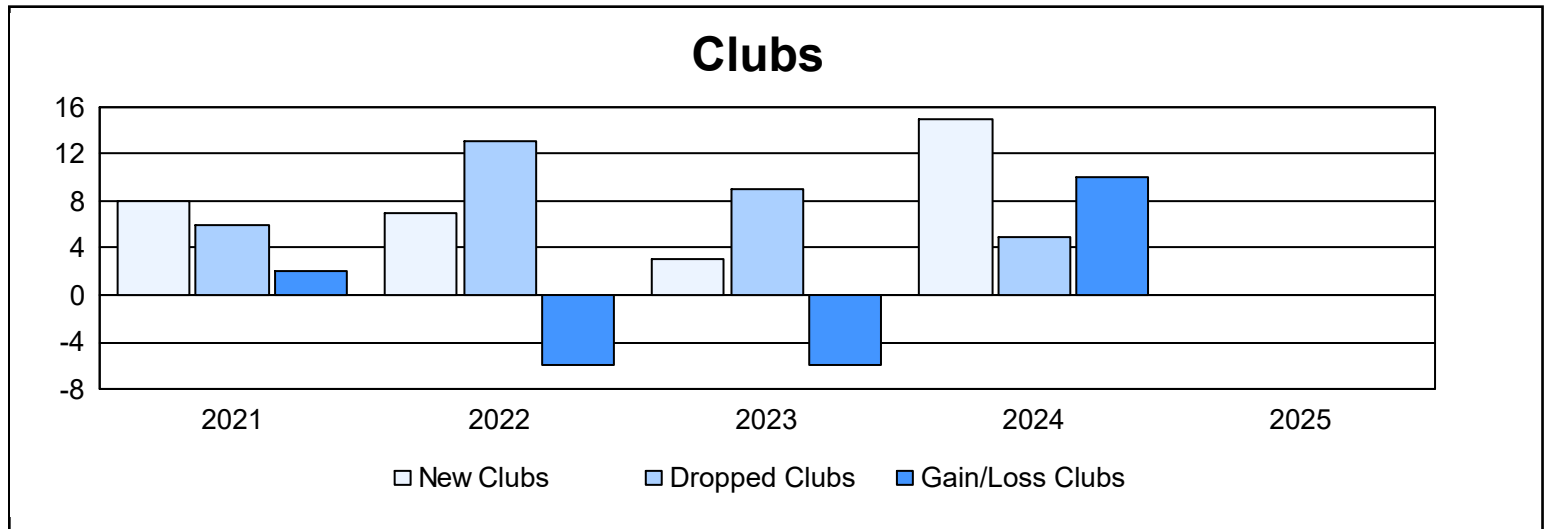
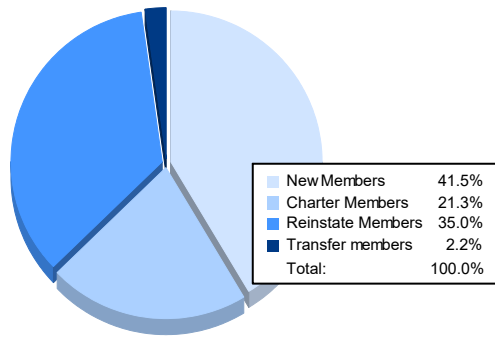


Year	New Clubs	Dropped Clubs	Gain/ Loss Clubs	New Members	Charter Members	Reinstate Members	Transfer Members	Total Member Added	Total Members Dropped	Gain/ Loss Members
2020-2021	8	6	2	260	171	30	10	471	684	-213
2021-2022	7	13	-6	388	173	24	19	604	548	56
2022-2023	3	9	-6	378	106	51	5	540	611	-71
2023-2024	15	5	10	227	320	36	19	602	480	122
2024-2025				296	152	250	16	714	657	57
<b>Average</b>	<b>8</b>	<b>8</b>	<b>0</b>	<b>310</b>	<b>184</b>	<b>78</b>	<b>14</b>	<b>586</b>	<b>596</b>	<b>-10</b>



### Membership Composition June 2025 Cumulative



### Gender Composition June 2025 Cumulative

